





i The HONSEL-Group is one of the **leading developers** of blind rivet bolts. RIFBOLT® blind rivet bolts are working with the same principle of operation as blind rivet nuts. High-strength and splash water protected types and laser welded versions are only two of many innovative design ideas.

RIFBOLT blind rivet bolts consist of a **sleeve** and a **screw**, which are joined together by welding or crimping. As special production components we can use different lengths and types of screws can be used as well as almost every rivet nut sleeve.

Blind rivet bolts offer a **multiple use**. They can

- >> connect different working pieces,
- >> install a thread into components and
- >> fix additional parts to the screw.

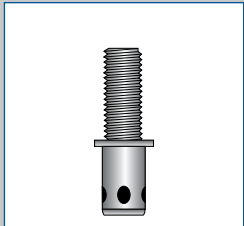
We have extended our catalogue product range on the following pages due to the increasing demand for this process secure, reliable and cost-efficient assembly in industrial volume production.

i Blind rivet threaded bolts principally work in the same way as blind rivet nuts. It is only necessary to replace the threaded mandrels of the setting device with threaded sleeves (interior threads).

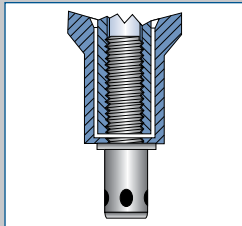
The sleeve of the blind rivet bolt is inserted into the prepared borehole and deformed by the stroke of the tool. Knurled types or versions with (partial) hexagonal shaft are available to decrease the danger of the fasteners rotation in the hole.



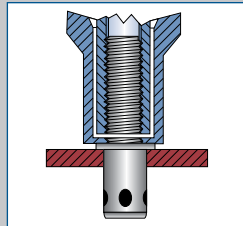
SETTING PROCESS



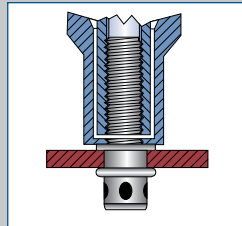
1. RIFBOLT®-Blind rivet bolt



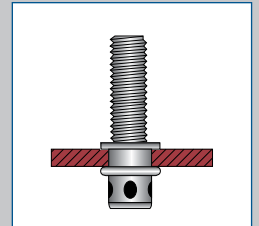
2. Screwing into the device nose piece



3. Insertion into the take-up hole of the workpiece



4. Riveting by tightening



5. Lowering the installed RIFBOLT® blind rivet nut.

Special Blind Rivet Bolts



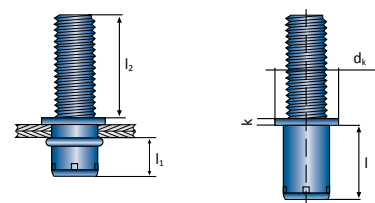
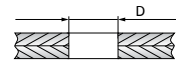
Special manufactured products according to customers request are possible here too.

All parameter like the length of the screws, type of the thread, layout of the sleeve (knurled, hexagonal), head shape (flat head, countersunk and small countersunk head) can be adapted according to your individual needs.

The blind rivet bolts can be made from steel, stainless steel and aluminium.

The perfect tightening can be reached by additional sealings.

Blind Rivet Bolt RIFBOLT® Series 10.880



Steel

Flat Head <
Round Shank <

M	$\frac{+}{-}$	l	l ₂	N°			
M4	$\frac{+}{-}$	0,3 - 2,0	8,5	10,0	10.880.042.010	500	
		2,0 - 3,0	10,0	15,0	10.880.043.015	500	
l₁ max. 5,0		D 5,5	dk 8,0	k 0,5	7000 N	4 Nm	5000 N
M5	$\frac{+}{-}$	0,5 - 2,0	9,4	10,0	10.880.052.010	500	
		2,0 - 3,5	10,9	10,0	10.880.053.510	500	
				15,0	10.880.053.515	500	
l₁ max. 6,0		D 6,6	dk 9,0	k 0,8	9500 N	6 Nm	8000 N

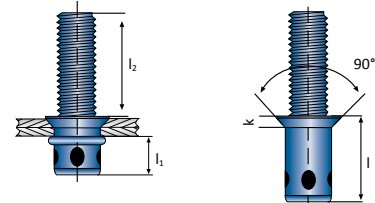
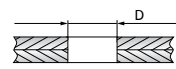
M	$\frac{+}{-}$	l	l ₂	N°			
M6	$\frac{+}{-}$	0,5 - 2,5	10,9	10,0	10.880.062.510	500	
			12,4	15,0	10.880.062.515	500	
		2,5 - 4,0		12,4	10,0	10.880.064.010	500
			15,0		10.880.064.015	500	
l₁ max. 7,0		D 7,8	dk 10,0	k 1,0	12000N	11Nm	9500 N
M8	$\frac{+}{-}$	1,0 - 3,0	14,0	15,0	10.880.083.015	250	
			16,0	15,0	10.880.085.015	250	
		20,0		10.880.085.020	250		
l₁ max. 9,0		D 9,9	dk 12,0	k 1,5	23500N	24Nm	12000N

RIFBOLT®

l₂ = length of the screw after setting; it depends on grip range and tool adjustment

Property class of the screw: 8.8

Blind Rivet Bolt RIFBOLT® Series 10.881



Steel

Countersunk Head <
Round Shank <

M	$\frac{+}{-}$	l	l ₂	N°		
M4	$\frac{+}{-}$	1,5 - 2,4	9,0	10,0	10.881.042.610	500
l₁ max. 5,0		D 5,5	k 1,1	7000 N	4 Nm	5000 N
M5	$\frac{+}{-}$	1,5 - 2,9	10,5	10,0	10.881.053.110	500
			15,0	10.881.053.115	500	
l₁ max. 6,0		D 6,6	k 1,1	9500 N	6 Nm	8000 N

M	$\frac{+}{-}$	l	l ₂	N°		
M6	$\frac{+}{-}$	1,5 - 3,4	12,0	10,0	10.881.063.610	500
			15,0	10.881.063.615	500	
l₁ max. 7,0		D 7,8	k 1,1	12000N	11Nm	9500N
M8	$\frac{+}{-}$	1,5 - 3,9	15,0	10,0	10.881.084.115	250
			20,0	10.881.084.120	200	
l₁ max. 9,0		D 9,9	k 1,2	23500N	24Nm	12000N

l₂ = length of the screw after setting; it depends on grip range and tool adjustment

Property class of the screw: 8.8

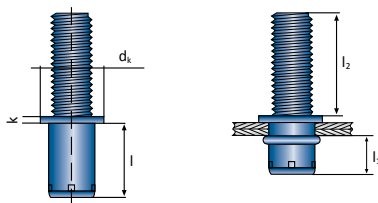


Blind Rivet Bolt RIFBOLT®

Series 10.884 **NEW**

Steel

- > Flat Head
- > Round Shank



From winter 2014/15



M	$\frac{+}{-}$	l	l ₂	N°	
---	---------------	---	----------------	----	--

M5	0,5 - 2,0	13,0	15,0	10.884.053.015	500
-----------	-----------	------	------	----------------	-----

l ₁ max. 6,0	D 7,0	d _k 10,0	k 1,0		10000 N		8,5 Nm		9500 N
-------------------------	-------	---------------------	-------	--	---------	--	--------	--	--------

M6	0,5 - 2,5	15,0	20,0	10.884.063.020	500
-----------	-----------	------	------	----------------	-----

l ₁ max. 7,0	D 9,0	d _k 12,0	k 1,2		14000 N		15 Nm		12000 N
-------------------------	-------	---------------------	-------	--	---------	--	-------	--	---------

M	$\frac{+}{-}$	l	l ₂	N°	
---	---------------	---	----------------	----	--

M8	0,5 - 3,0	18,0	20,0	10.884.083.020	250
-----------	-----------	------	------	----------------	-----

l ₁ max. 9,0	D 11,0	d _k 15,0	k 1,5		24000 N		26 Nm		15000 N
-------------------------	--------	---------------------	-------	--	---------	--	-------	--	---------

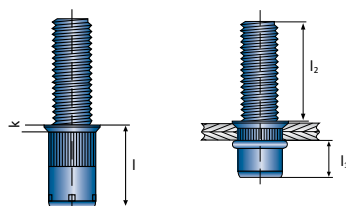
l₂ = length of the screw after setting; it depends on grip range and tool adjustment

Blind Rivet Bolt RIFBOLT®

Series 10.883 **NEW**

Steel

- > Small Countersunk Head
- > Round Shank
- > knurled



From winter 2014/15



M	$\frac{+}{-}$	l	l ₂	N°	
---	---------------	---	----------------	----	--

M4	0,5 - 2,0	10,5	10,0	10.883.043.010	500
-----------	-----------	------	------	----------------	-----

l ₁ max. 5,0	D 6,0	d _k 6,8	k 0,5		8000 N		7000 N
-------------------------	-------	--------------------	-------	--	--------	--	--------

M5	0,5 - 2,0	12,5	15,0	10.883.053.015	500
-----------	-----------	------	------	----------------	-----

l ₁ max. 6,0	D 7,0	d _k 8,0	k 0,6		10000 N		9500 N
-------------------------	-------	--------------------	-------	--	---------	--	--------

M	$\frac{+}{-}$	l	l ₂	N°	
---	---------------	---	----------------	----	--

M6	0,5 - 3,0	14,5	20,0	10.883.063.020	500
-----------	-----------	------	------	----------------	-----

l ₁ max. 7,0	D 9,0	d _k 10,0	k 0,6		14000 N		12000 N
-------------------------	-------	---------------------	-------	--	---------	--	---------

M8	1,0 - 3,0	17,5	20,0	10.883.083.020	250
-----------	-----------	------	------	----------------	-----

l ₁ max. 9,0	D 11,0	d _k 12,0	k 0,6		24000 N		15000 N
-------------------------	--------	---------------------	-------	--	---------	--	---------

l₂ = length of the screw after setting; it depends on grip range and tool adjustment



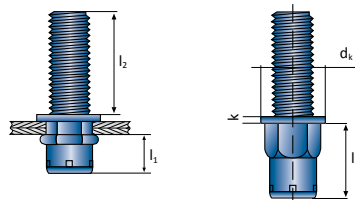
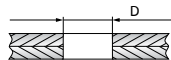
Blind Rivet Bolt RIFBOLT®

NEW

Series 10.885



From winter 2014/15



Steel

Flat Head <
Hexagonal <

M	$\frac{+}{-}$	l	l ₂	N°	
M5	0,5 - 2,0	13,0	15,0	10.885.053.015	500
l ₁ max. 6,0 SW 7,0 d _k 10,0 k 1,0 \leftarrow 10000 N \curvearrowright 8,5 Nm \updownarrow 9500 N					
M6	0,5 - 2,5	15,0	20,0	10.885.063.020	500
l ₁ max. 7,0 SW 9,0 d _k 12,0 k 1,2 \leftarrow 14000 N \curvearrowright 15 Nm \updownarrow 12000 N					

M	$\frac{+}{-}$	l	l ₂	N°	
M8	1,0 - 3,0	18	20,0	10.885.083.020	250
l ₁ max. 9,0 SW11,0 d _k 15,0 k 1,5 \leftarrow 24000 N \curvearrowright 26 Nm \updownarrow 15000 N					

NEW

NEW

RIFBOLT®

l₂ = length of the screw after setting; it depends on grip range and tool adjustment

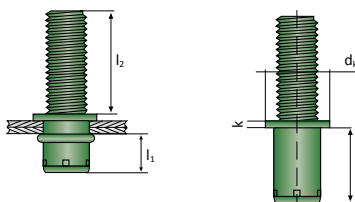
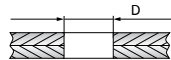
Blind Rivet Bolt RIFBOLT®

NEW

Series 10.882



From winter 2014/15



Stainless steel

Flat Head <
Round Shank <

M	$\frac{+}{-}$	l	l ₂	N°	
M5	0,5 - 2,0	13,0	15,0	10.882.053.020	500
l ₁ max. 6,0 D 7,0 d _k 10,0 k 1,0 \leftarrow 10000 N \curvearrowright 8,5 Nm \updownarrow 12000 N					
M6	0,5 - 2,5	14,0	20,0	10.882.063.020	500
l ₁ max. 7,0 D 9,0 d _k 12,0 k 1,2 \leftarrow 14000 N \curvearrowright 15 Nm \updownarrow 15000 N					

M	$\frac{+}{-}$	l	l ₂	N°	
M8	1,0 - 3,0	18	20,0	10.882.083.020	250
l ₁ max. 9,0 D 11,0 d _k 15,0 k 1,5 \leftarrow 24000 N \curvearrowright 26 Nm \updownarrow 19000 N					

NEW

NEW

l₂ = length of the screw after setting; it depends on grip range and tool adjustment

